


The Brothers Doobie Stage Plot

BASS Guitar - Bob




Drums - John




DRUM RISER 8 x 8 x 24

****If venue is running sound, band members will use tablets to mix IEMs**

Venue to supply Shure 58 mics for both guitar vocals, bass and keys vocals. A pro wireless mic to be supplied for lead vocal.



Guitar - Mike



Lead Vocal - Sean

Lightweight round base mic stand (non boom) to be supplied by venue



Guitar - Pete



Keyboards - Rich



For tracks, click, videos

Boom Mic stands to be supplied by venue for all guitars, bass and keys.

Stage Plot & Input List (2024)

1. Kick	12. KEYS (Rich)	OUTPUTS IEM (may not apply) **
2. Snare	13. Lead Vox (Sean)	1. Lead Vox - Sean
3. Hats	14. GTR SL Vox (Pete)	2. Keys/GTR L - Rich
4. Rack Tom 1	15. GTR SR Vox (Mike)	3. Keys/GTR R - Rich
5. Rack Tom 2	16.	4. GTR L - Pete
6. Floor Tom 1	17. KEYS Vox (Rich)	5. GTR R - Pete
7. Floor Tom 2	18. BASS Vox (Bob)	5. GTR - Mike
8. BASS (Bob)	30. Click (For IEMs ONLY!!!)	6. Bass - Bob
9. GTR SL (Pete)	31. Tracks Left	7. Drums - John
10. GTR SR (Mike)	32. Tracks Right	
11.		

- Please supply XLR cables for guitar and bass inputs
- Guitars run direct.
- Backing tracks, click and video (**if venue is running sound, band members will use tablets to mix when applicable) to be run from stage left
- Video requires hdmi input stage left (near laptop) (when applicable)
- **Band may bring their own IEM/Monitor Rack when applicable